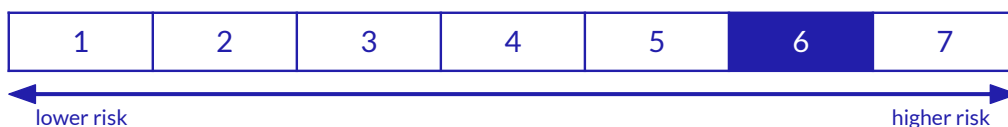


ESALIENS SMALL AND MEDIUM CAP

risk profile



investor's profile

The subfund is addressed to the Investor who is looking for a fund with an active, selective management style (careful selection of valuable companies), avoids a market-timing strategy and aims to achieve an average annual return rate higher than 8% in three-year periods while accepting high investment risk. It is an investor interested in investing in companies with capitalization below EUR 1 billion, which should bring rates of return higher than large companies, looking for a broad portfolio diversification, minimizing the risk of a single company. The subfund may be intended, among other things, for systematic savings within long-term saving and pension programmes (CPO, IKE, IKZE). The subfund performance should not be assessed in periods shorter than 3 years.

investment process

The subfund invests 80% to 100% of its assets in securities listed on organised markets providing that the majority of assets should be invested in shares of companies with a small and medium capitalization. Typically, the entire subfund's portfolio is invested in equities. It invests in the shares of companies selected based on a fundamental analysis. The subfund seeks companies with a capitalization of up to EURO 1 billion, with relatively low valuation, solid financial condition and high probability of stable financial results in the future. The investment will also include undervalued companies. When constructing the portfolio and selecting companies, the macroeconomic analysis of particular countries is less important than the fundamental analysis.

subfund details

Type	equity subfund
Subfund size	PLN 66.8 m
	Class A
Launch date	21 Jan 2019
Minimum payment	PLN 100
Maximum up front (load)	4.00%
Management fee	2.46%
Net asset value per unit (NAV per unit)	PLN 186.12

net asset value per unit (PLN)



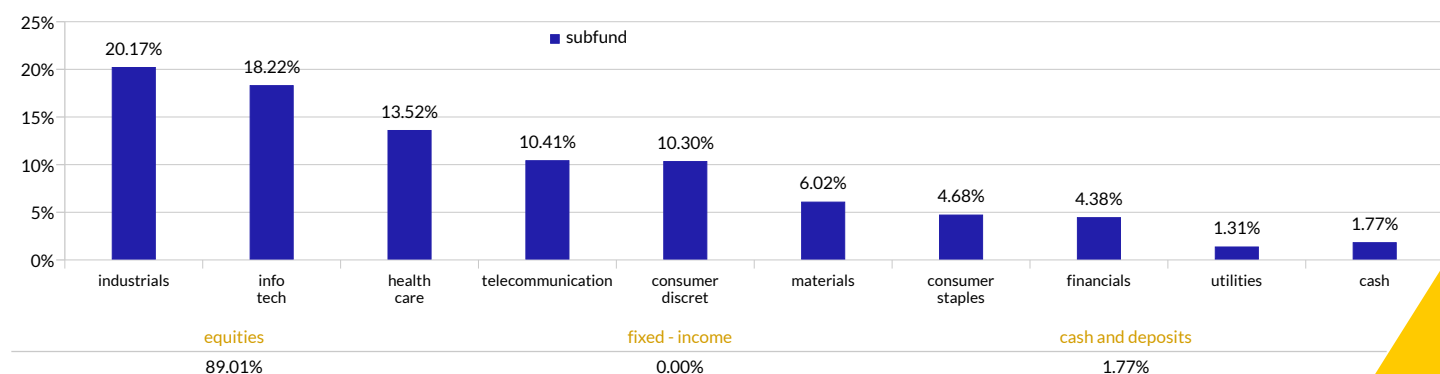
risk statistics

	1 year	3 years
Alpha	-	-
Beta	-	-
R ²	-	-
Tracking Error	-	-
Standard Deviation	5.7%	-
Sharpe Ratio	0.55	0.00
Information Ratio	-	-

	1m	3m	6m	12m	36m	60m	120m	YTD
Class A	0.44%	0.17%	12.66%	42.50%	-	-	-	12.66%

	2014	2015	2016	2017	2018	2019	2020	max
Class A	-	-	-	-	-	-	44.79%	86.51%

asset allocation



ESALIENS SMALL AND MEDIUM CAP

geographical breakdown

country	30 Jun 2021	31 May 2021
Poland	52.99%	54.92%
Sweden	16.59%	1.10%
Norway	13.27%	12.38%
Turkey	5.30%	5.93%
Germany	4.80%	4.76%
USA	1.84%	1.66%
Romania	1.71%	1.96%
Swiss	1.24%	14.00%
Estonia	0.89%	0.90%
Slovenia	0.48%	0.47%
Lithuania	0.43%	0.42%
Latvia	0.37%	0.33%
Austria	0.09%	0.09%

currency structure data as of: 30.06.2021

PLN	51.84%	TRY	5.18%
SEK	16.23%	USD	1.80%
NOK	12.98%	RON	1.67%
EUR	6.91%	CHF	1.22%

glossary

Participation unit A - offered to all the participants of the fund. The fee is collected while the participation units are purchased.

Participation unit E - offered exclusively for investment and pension plans and programmes. The fund doesn't collect any initial or final fee.

Alpha - measures the relationship between a fund's actual performance and the performance it achieved by virtue of market movements alone. In other words, it is a measure of the portfolio manager's added value.

Beta - measures the relationship between a fund's volatility and that of its benchmark. A fund with a beta of 1.00 can be expected to show similar volatility to the benchmark. A fund with a higher beta is likely to be more volatile than the benchmark, while a fund with a lower beta can be expected to rise and fall more slowly than the benchmark.

R² - measures the degree to which a fund's performance "character" is driven by its benchmark. For example, a fund with an R² of 0.80 records that 80% of the fund's historical behavior was attributable to movements in its benchmark.

Tracking error - the expected or actual maximum deviation of a fund's returns from those of its benchmark over a twelve and thirty six month period.

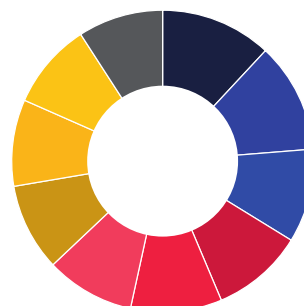
Standard Deviation - standard deviation of fund returns measures how much a fund's total returns have fluctuated in the past. Standard deviation is widely used as a basic risk measure. It shows how much a fund's annual return is likely to vary from its average annual return over a longer period. It is particularly useful when comparing two funds, in order to see which is likely to be the more volatile. The higher the standard deviation score, the more volatile the fund.

Sharpe Ratio - the Sharpe ratio measures the fund's risk adjusted return. It shows the ratio of a fund's excess return (i.e. the return in excess of that from a 'risk-free' asset, say, Treasury Bills) to the level of risk taken (i.e. the fund's standard deviation). The higher the score, the better the risk/reward trade-off of the fund.

Information Ratio - measures management efficiency, describing the relation of excess return to its standard deviation. The excess return is the difference between fund's and benchmark's rate of return. Benchmark tracks the results of a fund group homogeneous in terms of investment policy.

top 10 holdings

data as of: 31 Dec 2020



cap	exposure
Vow ASA	1.71%
Kahoot! A/S	1.69%
Kambi Group PLC	1.44%
Gapwaves AB	1.42%
NEUCA	1.41%
ENTER	1.37%
Fabasoft AG	1.35%
Tobii AB	1.33%
Capital Stage AG	1.33%
Nordic Semiconductor ASA	1.31%

portfolio concentration*:

10 biggest equities in portfolio 14.25%

equities number in equity part*:

subfund 149

*data as of 30 Jun 2021

market cap exposure*:

large cap (> EUR 1 billion) 8.69%

mid cap (EUR 500 m - 1 billion) 67.07%

small cap (< EUR 500 m) 24.24%

important information - read carefully

Detailed information concerning the ESALIENS Small and Medium Cap Subfund ("subfund") within ESALIENS Parasol FIO (ESALIENS Umbrella Open-End Investment Fund, the "fund") is included in the Prospectus and the Key Investor Information Documents available on the www.esaliens.pl website, at individual fund distribution outlets as well as in written form in the registered office of ESALIENS TFI SA (ul. Bielańska 12, 00-085 Warsaw). The Prospectus as well as the Key Investor Information Documents include data required to evaluate an investment, outline the risks connected with participation in the fund, and inform on the related costs, charges and taxes.

Before investing in the subfund, you should read the Prospectus and the Key Investor Information Documents issued for the selected subfund unit category. Past performance is no guarantee of future returns. The subfund's performance is reported before capital gains tax and the fees related to the investment units offered. Individual return rates depend on the unit purchase and redemption dates as well as on the amount of administration fee charged and the amount of tax due.

The fund does not guarantee that the subfund's investment objective or a specific investment result will be achieved. Fund participants must take into account the possibility of losing at least part of their investment. The fund may invest more than 35% of the subfund's asset value in securities issued, backed or guaranteed by the Treasury, the National Bank of Poland, the European Bank for Reconstruction and Development or the European Investment Bank. The net asset value of the subfund may exhibit high volatility owing to the composition of the investment portfolio. This document is intended for promotional purposes only; the graphs, diagrams and tables included herein are for illustration purposes only and do not constitute forecasts.

This document does not constitute an offer within the meaning of the Polish Civil Code or a public offering within the meaning of the Act on Public Offering, Conditions Governing the Introduction of Financial Instruments to Organised Trading, and Public Companies, investment advice, any other advice or recommendation with respect to the purchase or sale of any financial instruments. Source of data - ESALIENS TFI SA calculations, apart from the "Risk statistics" section prepared by Analityz Online SA.

The source of risk profile is the subfunds Key Investor Information Document.

ESALIENS TFI SA operates on the basis of the decision of 18 June 1998 issued by the Polish Securities and Exchange Commission.