



ESALIENS SMALL AND MEDIUM CAP

risk profile



Risk indicator is presented in accordance with the Key Information (KID). The indicator is calculated based on the historical volatility of the sub-fund's rates of return resulting from the implemented investment policy and may change in the future. Even the lowest risk category does not mean that the sub-fund is risk-free. Other risk factors related to investing in the sub-fund, which are not included in the indicator, are presented in the Key Information (KID) and the Fund Prospectus.

investor's profile

The subfund is addressed to the Investor who is looking for a fund with an active, selective management style (careful selection of valuable companies), avoids a market-timing strategy and aims to achieve an average annual return rate higher than 8% in three-year periods while accepting high investment risk. It is an investor interested in investing in companies with capitalization below EUR 2 billion, which should bring rates of return higher than large companies, looking for a broad portfolio diversification, minimizing the risk of a single company. The subfund may be intended, among other things, for systematic savings within long-term saving and pension programmes (CPO, IKE, IKZE). The subfund performance should not be assessed in periods shorter than 3 years.

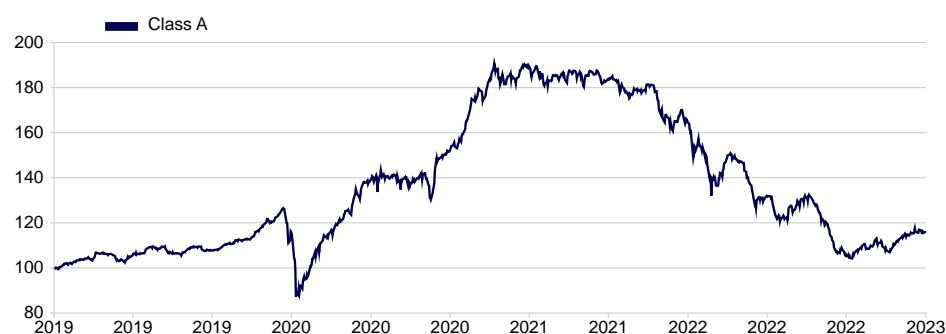
investment process

The subfund invests 80% to 100% of its assets in securities listed on organised markets providing that the majority of assets should be invested in shares of companies with a small and medium capitalization. Typically, the entire subfund's portfolio is invested in equities. It invests in the shares of companies selected based on a fundamental analysis. The subfund seeks companies with a capitalization of up to EURO 2 billion, with relatively low valuation, solid financial condition and high probability of stable financial results in the future. The investment will also include undervalued companies. When constructing the portfolio and selecting companies, the macroeconomic analysis of particular countries is less important than the fundamental analysis. The sub-fund is actively managed.

subfund details

Type	equity subfund
Subfund size	PLN 16.7 m
	Class A
Launch date	21 Jan 2019
Minimum payment	PLN 100
Net asset value per unit (NAV per unit)	PLN 116.12

net asset value per unit (PLN)



risk statistics

	1 year	3 years
Standard Deviation	6.6%	7.1%
Sharpe Ratio	-0.28	0.03

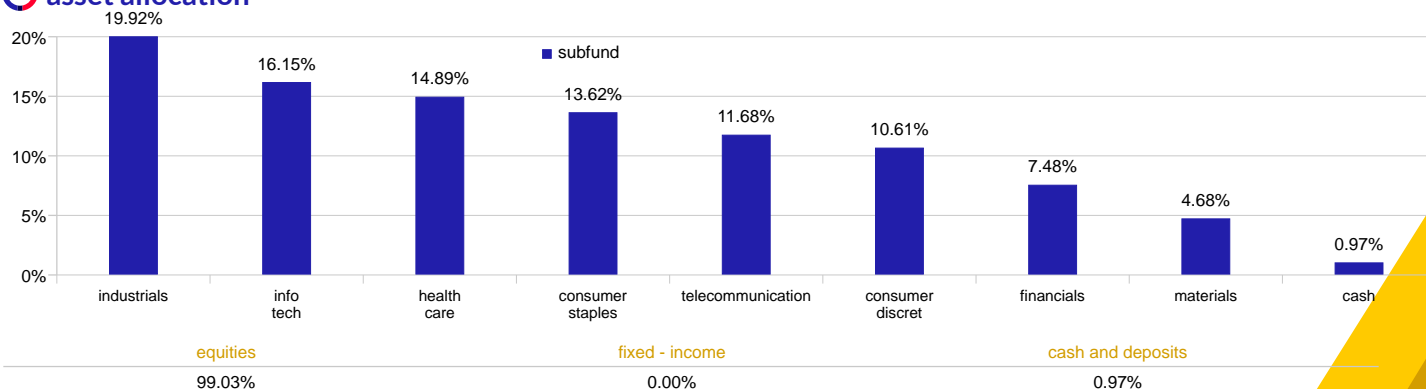
Past performance does not indicate future returns.

	1m	3m	6m	12m	36m	60m	120m	YTD	max
Class A	1.19%	5.37%	-5.79%	-17.34%	4.47%	-	-	7.49%	16.36%

	2013	2014	2015	2016	2017	2018	2019	2020	2021	2022
Class A	-	-	-	-	-	-	-	44.79%	1.32%	-35.46%

Benchmark: No benchmark.

asset allocation



03/23

data as of 28 Feb 2023
ESALIENS Umbrella OEIF
Advertising information

The fund complies



Dobre Praktyki
Informacyjne

ESALIENS

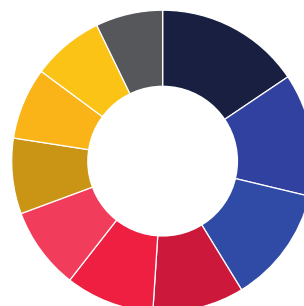
ESALIENS SMALL AND MEDIUM CAP

fees

Maximum up front (load)	4.00%
Fixed management fee (Class A)	1.96%
Benchmark portfolio (for variable management remuneration)	90% MSCI Poland Small Cap Index + 10% WIRON MSCI disclaimer
Variable management fee	20% of the fund performance above the change from the benchmark portfolio over a one-year settlement period. Details available in the Fund's prospectus .

top 10 holdings

data as of: 31.12.2022



cap	exposure
Platige Image S.A.	3.75%
Hipromine S.A.	3.17%
Instal Kraków S.A.	3.01%
Documaster A/S	2.36%
Quercus Towarzystwo Funduszy Inwestycyjnych S.A.	2.29%
Advanced Graphene Products S.A.	2.12%
Meyer Burger Technology AG	1.95%
Answear.com S.A.	1.85%
Synektik S.A.	1.85%
Poltreg S.A.	1.73%

geographical breakdown

country	28 Feb 2023	31 Jan 2023
Poland	58.80%	59.21%
Sweden	12.82%	12.80%
Norway	12.11%	12.43%
Germany	7.55%	7.06%
Romania	4.04%	4.07%
Swiss	2.42%	2.25%
Lithuania	1.06%	0.96%
USA	0.89%	0.88%
Great Britain	0.32%	0.33%

portfolio concentration*:

10 biggest equities in portfolio 26.33%

equities number in equity part*:

subfund 104

market cap exposure*:

large cap (> EUR 1 billion) 14.12%

mid cap (EUR 500 m – 1 billion) 2.24%

small cap (< EUR 500 m) 83.64%

*data as of 28 Feb 2023

currency structure data as of: 28.02.2023

PLN	56.55%	RON	4.04%
NOK	14.67%	CHF	2.42%
SEK	12.82%	USD	0.89%
EUR	8.62%		



ESALIENS SMALL AND MEDIUM CAP

glossary

Participation unit A - offered to all the participants of the fund. The fee is collected while the participation units are purchased.

Participation unit E - offered exclusively for investment and pension plans and programmes. The fund doesn't collect any initial or final fee.

Standard Deviation - standard deviation of fund returns measures how much a fund's total returns have fluctuated in the past. Standard deviation is widely used as a basic risk measure. It shows how much a fund's annual return is likely to vary from its average annual return over a longer period. It is particularly useful when comparing two funds, in order to see which is likely to be the more volatile. The higher the standard deviation score, the more volatile the fund.

Sharpe Ratio - the Sharpe ratio measures the fund's risk adjusted return. It shows the ratio of a fund's excess return (i.e. the return in excess of that from a 'risk-free' asset, say, Treasury Bills) to the level of risk taken (i.e. the fund's standard deviation). The higher the score, the better the risk/reward trade-off of the fund.

important information - read carefully

This is an advertising information. This material does not contain sufficient information to make an investment decision. The promoted investment means the purchase of participation units.

Detailed information concerning the ESALIENS Small and Medium Cap Subfund ("subfund") within ESALIENS Parasol FIO (ESALIENS Umbrella Open-End Investment Fund, the "fund") is included in the Prospectus and the Key Information Documents (KID) available on the www.esaliens.pl website, at individual fund distribution outlets as well as in written form in the registered office of ESALIENS TFI SA (ul. Warecka 11a, 00-034 Warsaw). The Prospectus as well as the Key Information Documents (KID) include data required to evaluate an investment, **the risks connected with participation in the fund**, and inform on the related costs, charges and taxes. **Before investing in the subfund, you should read the Prospectus and the Key Information Documents (KID) issued for the selected subfund unit category.**

Past performance is no guarantee of future returns. The subfund's performance is reported before capital gains tax and the fees related to the investment units offered. Individual return rates depend on the unit purchase and redemption dates as well as on the amount of administration fee charged and the amount of tax due.

The fund does not guarantee that the subfund's investment objective or a specific investment result will be achieved. Fund participants must take into account the possibility of losing at least part of their investment. The fund may invest more than 35% of the subfund's asset value in securities issued, backed or guaranteed by the Treasury, the National Bank of Poland, the European Bank for Reconstruction and Development or the European Investment Bank. The net asset value of the subfund may exhibit high volatility owing to the composition of the investment portfolio. This document is intended for advertising purposes only; the graphs, diagrams and tables included herein are for illustration purposes only and do not constitute forecasts.

This document does not constitute an offer within the meaning of the Polish Civil Code or a public offering within the meaning of the Act on Public Offering, Conditions Governing the Introduction of Financial Instruments to Organised Trading, and Public Companies, investment advice, any other advice or recommendation with respect to the purchase or sale of any financial instruments. Source of data - ESALIENS TFI SA calculations, apart from the "Risk statistics" section prepared by Analyz Online SA.

The source of risk profile is the subfunds Key Information Documents (KID).

ESALIENS TFI SA operates on the basis of the decision of 18 June 1998 issued by the Polish Securities and Exchange Commission (currently The Polish Financial Supervision Authority).

The MSCI legal disclaimer can be found on the website www.esaliens.pl/en/msci.