



ESALIENS MEDICINE & NEW TECHNOLOGY

until 19 October 2021, the Subfund operated under the name **Esaliens Strategist**

risk profile



Risk indicator is presented in accordance with the Key Information (KID). The indicator is calculated based on the historical volatility of the sub-fund's rates of return resulting from the implemented investment policy and may change in the future. Even the lowest risk category does not mean that the sub-fund is risk-free. Other risk factors related to investing in the sub-fund, which are not included in the indicator, are presented in the Key Information (KID) and the Fund Prospectus.

investor's profile

The subfund is designed for an investor who:

- expects to achieve a rate of return on investment in shares of companies whose activities are related to health protection or new technologies,
- accepts high investment risk,
- is looking for an active, selective management style (careful selection of valuable enterprises),
- avoids market-timing strategy (forecasting stock market trends and building portfolios for the short-term expected and anticipated event scenario),
- is looking for a wide diversification of the portfolio of companies, minimizing the risk of a single company.

The subfund is designed i.a. for regular investing within long-term saving and pension schemes (regular saving plans (CPO), individual retirement accounts (IKE), individual pension security accounts (IKZE), occupational pension schemes (PPE)). The evaluation of fund's performance should not be made for a period shorter than 3 years.

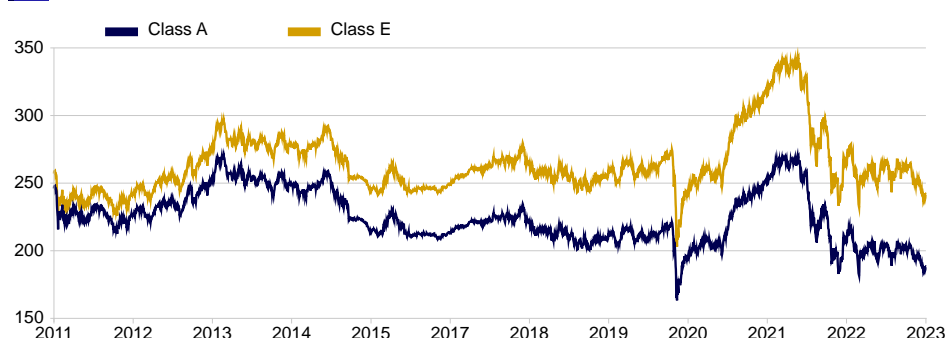
investment process

The subfund invests from 60% to 100% of its assets in equity securities of companies listed on the regulated market. As a part of the investment objective, the Fund invests primarily in shares of companies whose activities are related to health protection or new technologies, as well as other types of investments. The Fund may invest the Subfund's Assets in other investments, in particular debt securities or Money Market Instruments, in order to ensure the Subfund's liquidity and minimize the risk of impairment of the Shares in periods of downturn on the stock market. The value of subfund's assets may be subject to high volatility resulting from the portfolio composition. The sub-fund is actively managed.

subfund details

Type	equity subfund	
Subfund size	PLN 90.0 m	
	Class A	Class E
Launch date	04 Jan 1999	16 Jan 2008
Minimum payment	PLN 100	PLN 10
Net asset value per unit (NAV per unit)	PLN 188.19	PLN 241.86

net asset value per unit (PLN)



risk statistics

	1 year	3 years
Standard Deviation	2.5%	4.5%
Sharpe Ratio	0.00	-

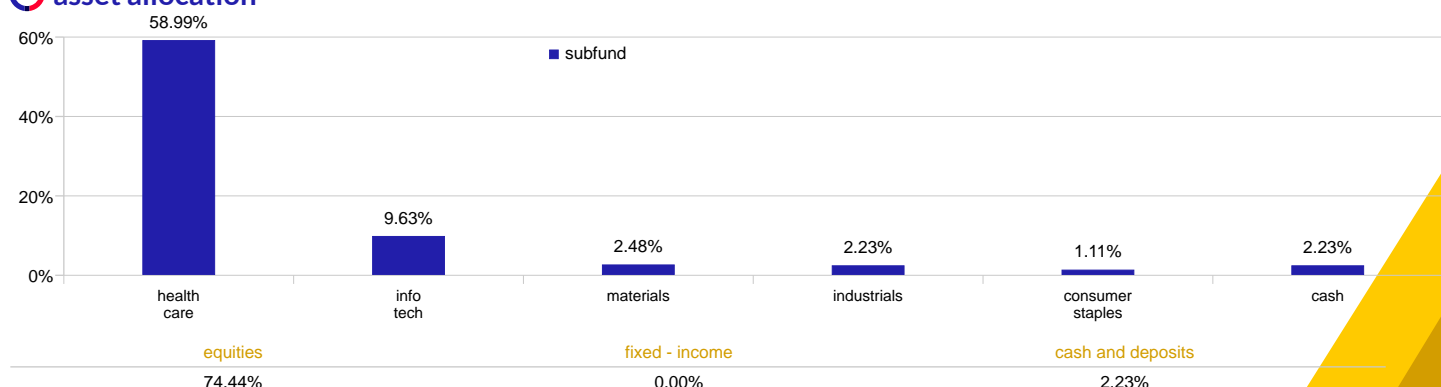
Past performance does not indicate future returns.

	1m	3m	6m	12m	36m	60m	120m	YTD	max
Class A	-4.03%	-6.30%	-5.16%	-6.92%	-8.91%	-12.04%	-24.43%	-3.99%	-23.52%
Class E	-3.97%	-7.24%	-6.13%	-6.34%	-6.48%	-6.34%	-10.95%	-3.60%	-5.92%

	2013	2014	2015	2016	2017	2018	2019	2020	2021	2022
Class A	10.41%	-4.86%	-11.68%	-2.13%	6.59%	-10.25%	6.34%	6.80%	12.32%	-23.99%
Class E	12.68%	-2.91%	-9.87%	-0.12%	8.77%	-8.41%	8.47%	8.39%	13.54%	-23.50%

asset allocation

Benchmark: No benchmark.



09/23

data as of 31 Aug 2023
ESALIENS Umbrella OEIF
Advertising information

The fund complies



Dobry Praktyki
Informacyjne

ESALIENS

ESALIENS MEDICINE & NEW TECHNOLOGY

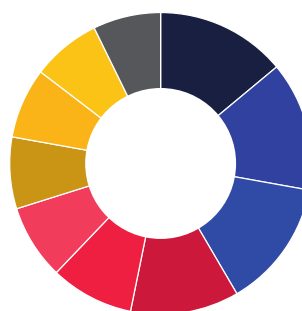
until 19 October 2021, the Subfund operated under the name **Esaliens Strategist**

fees

Maximum up front (load)	4.00%
Fixed management fee (Class A)	1.96%
Benchmark portfolio (for variable management remuneration)	90% MSCI World Health Care Index + 10% WIRON MSCI disclaimer
Variable management fee	20% of the fund performance above the change from the benchmark portfolio over a one-year settlement period. Details available in the Fund's prospectus .

top 10 holdings

data as of: 30.06.2023



cap	exposure
Synektik S.A.	3.31%
BioArctic AB	3.29%
Meyer Burger Technology AG	3.26%
Karuna Therapeutics Inc.	2.76%
Cinis Fertilizer AB	2.12%
Penumbra Inc.	1.90%
Palantir Technologies Inc.	1.82%
Suess MicroTec AG	1.79%
Compass Therapeutics Inc.	1.75%
Hologic Inc.	1.72%

geographical breakdown

country	31 Aug 2023	31 Jul 2023
USA	33.44%	32.98%
Poland	12.95%	13.33%
France	11.72%	11.31%
Great Britain	9.86%	6.31%
Sweden	9.06%	10.68%
Netherlands	7.03%	7.76%
Germany	5.31%	6.06%
Swiss	4.76%	5.27%
Belgium	2.83%	2.61%
Denmark	1.91%	1.77%
Norway	1.13%	1.92%

portfolio concentration*:

10 biggest equities in portfolio 31.71%

equities number in equity part*:

subfund 62

market cap exposure*:

large cap (> PLN 1 billion) 78.42%
mid cap (PLN 500 m – 1 billion) 10.66%
small cap (< PLN 500 m) 10.93%

*data as of 31 Aug 2023

currency structure data as of: 31.08.2023

EUR	34.52%	CHF	4.76%
USD	33.44%	GBP	2.26%
PLN	12.92%	DKK	1.91%
SEK	9.06%	NOK	1.13%



ESALIENS MEDICINE & NEW TECHNOLOGY

until 19 October 2021, the Subfund operated under the name **Esaliens Strategist**

glossary

Participation unit A - offered to all the participants of the fund. The fee is collected while the participation units are purchased.

Participation unit E - offered exclusively for investment and pension plans and programmes. The fund doesn't collect any initial or final fee.

Standard Deviation - standard deviation of fund returns measures how much a fund's total returns have fluctuated in the past. Standard deviation is widely used as a basic risk measure. It shows how much a fund's annual return is likely to vary from its average annual return over a longer period. It is particularly useful when comparing two funds, in order to see which is likely to be the more volatile. The higher the standard deviation score, the more volatile the fund.

Sharpe Ratio - the Sharpe ratio measures the fund's risk adjusted return. It shows the ratio of a fund's excess return (i.e. the return in excess of that from a 'risk-free' asset, say, Treasury Bills) to the level of risk taken (i.e. the fund's standard deviation). The higher the score, the better the risk/reward trade-off of the fund.

important information - read carefully

This is an advertising information. This material does not contain sufficient information to make an investment decision. The promoted investment means the purchase of participation units.

Detailed information concerning the ESALIENS Medicine & New Technology ("subfund") within EASLIENS Umbrella Open-End Investment Fund is the prospectus and the Key Information Documents (KID), which are available on the www.esaliens.pl website, at individual fund distribution outlets and in a written form at the registered office of the fund. The fund's prospectus and the Key Information Documents (KID) include the information required to assess the investment and indicate **the risk related to fund participation**, charges, fees and information of taxes. **Before investing in the subfund you should analyze the Key Information Documents (KID) concerning the selected category of the subfunds participation units as well as the fund's prospectus.**

Past performance is no guarantee of future returns. The subfund's performance does not cover the capital gains tax and fees charged at the purchase of participation units. The individual rate of return depends on the purchase and redemption day, as well as on the fees and taxes collected. The fund does not guarantee that the investment objective will be achieved or that a specific investment result will be achieved. Subfund's participants must take into account the possibility of losing at least a part of the deposited funds.

The fund may invest more than 35% of its asset value in securities issued by the Treasury, the National Bank of Poland, the European Bank for Reconstruction and Development or the European Investment Bank as well as in securities issued by a Member State, a regional government or a regional government of a Member State. The fund may also invest more than 35% of the subfund's assets value in securities issued or guaranteed by the European Central Bank and the European Union. The Net Asset Value of the subfund may be subject to strong volatility due to the composition of the investment portfolio.

This document is of advertising character and the graphs and charts presented herein are for illustrative purposes only. The material does not constitute an investment offer in view of the Civil Code or the Act on Public Offering, Conditions Governing the Introduction of Financial Instruments to Organised Trading, and Public Companies. The material shall not be construed as investment advice or recommendation concerning the purchase or sale of any financial instruments. Source of data: calculations of ESALIENS TFI SA, apart from the part "Risk statistics" which are supplied by Analizy Online SA.

The source of risk profile is the subfund's Key Information Documents (KID).

ESALIENS TFI SA operates based on the decision of The Securities and Exchange Commission (currently The Polish Financial Supervision Authority) dated 18 June 1998.

The MSCI legal disclaimer can be found on the website www.esaliens.pl/en/msci.