


ESALIENS SENIOR OEIF

risk profile



Risk indicator is presented in accordance with the Key Information (KID). The indicator is calculated based on the historical volatility of the sub-fund's rates of return resulting from the implemented investment policy and may change in the future. Even the lowest risk category does not mean that the sub-fund is risk-free. Other risk factors related to investing in the sub-fund, which are not included in the indicator, are presented in the Key Information (KID) and the Fund Prospectus.

investor's profile

The fund is designed for an investor expecting a rate of return higher than the one on bank deposits, money market funds and able to accept moderate investment risk. The fund is designed i.a. for regular investing within long-term saving and pension schemes (regular saving plans (CPO), individual retirement accounts (IKE), individual retirement protection accounts (IKZE), occupational pension schemes (PPE)). The evaluation of fund's performance should not be made for a period shorter than 2 years.

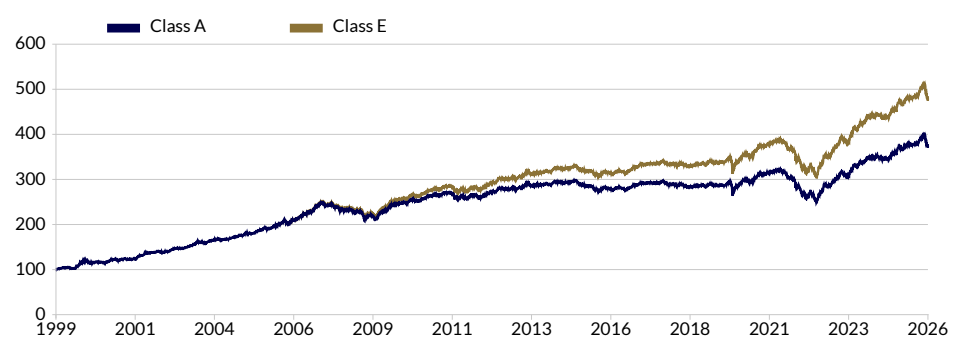
investment process

ESALIENS Senior Open-End Investment Fund is a fund of stable growth that invests not less than 60% of its assets in debt securities. Ideally, the fund allocates 75% of the assets in Treasury bonds and the remaining 25% are invested in shares in companies listed on regulated markets. The debt part of the portfolio consists mainly of mid-term Treasury bonds, the equity part on the other hand is composed on the basis of fundamental analysis and focuses on big and medium capitalization companies with solid market position, good financial standing, and with high probability of a stable growth in the future. The fund invests mainly in Polish companies. The primary investment goal of the fund is to achieve higher rate of return than those generated by money market or bond funds, while maintaining the volatility risk on a significantly lower level than the one in the balanced and equity funds. The Fund is actively managed.

fund details

| | | |
|---|--------------------|-------------|
| Type | stable growth fund | |
| Fund size | PLN 1,416.6 m | |
| | Class A | Class E |
| Launch date | 12 Apr 1999 | 31 Aug 2006 |
| Minimum payment | PLN 100 | PLN 10 |
| Net asset value per unit (NAV per unit) | PLN 373.77 | PLN 479.28 |
| Investment grade securities in fixed-income class | 96.37% | |
| Effective duration of fixed - income part: | | |
| of fund (in years) | 3.93 | |

net asset value per unit (PLN)



Past performance does not indicate future returns.

risk statistics

| | | |
|--------------------|--------|---------|
| Indicator | 1 year | 3 years |
| Standard Deviation | 2.2% | 1.8% |
| Sharpe Ratio | 0.00 | 0.16 |

Fund total returns

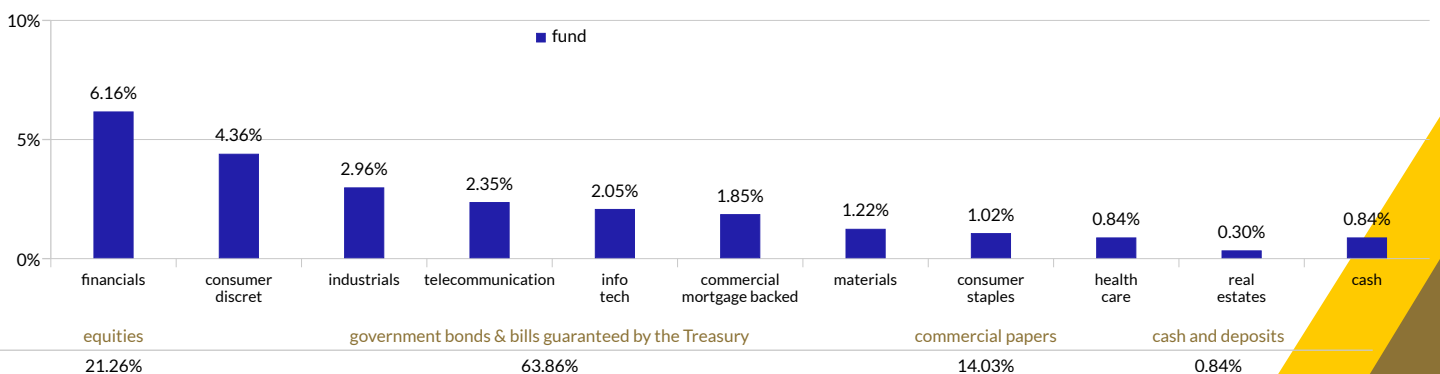
| Results in periods | 1 month | 3 months | 6 months | 12 months | 36 months | 60 months | 120 months | YTD | max |
|--------------------|---------|----------|----------|-----------|-----------|-----------|------------|--------|---------|
| Class A | -6.11% | -3.55% | -0.45% | 3.76% | 29.21% | 19.75% | 31.99% | -3.55% | 273.77% |
| Class E | -6.03% | -3.31% | 0.01% | 4.71% | 34.26% | 27.91% | 50.58% | -3.31% | 128.49% |

Annual fund total returns

| Results in periods | 2016 | 2017 | 2018 | 2019 | 2020 | 2021 | 2022 | 2023 | 2024 | 2025 |
|--------------------|-------|-------|--------|-------|-------|--------|--------|--------|-------|--------|
| Class A | 0.56% | 4.87% | -3.44% | 1.44% | 7.78% | -2.30% | -9.13% | 20.77% | 3.61% | 12.52% |
| Class E | 1.89% | 6.26% | -2.16% | 2.79% | 9.21% | -0.97% | -8.32% | 23.50% | 4.95% | 13.54% |
| benchmark | 3.03% | 6.86% | 0.16% | 1.52% | 2.36% | -0.24% | - | - | - | - |

Benchmark: 80% Citigroup Poland Government Bond Index 1 to 3 Year Local Terms; 20% WIG until 28.12.2022

asset allocation



ESALIENS SENIOR OEIF

fees

| | |
|--|---|
| Maximum up front (load) | 4.00% |
| Fixed management fee (Class A) | 1.96% |
| Benchmark portfolio (for variable management remuneration) | 60% TBSP Index + 20% MSCI Poland Index + 20% depozyt na WIRON 3M MSCI disclaimer |
| Variable management fee | 20% of the fund performance above the change from the benchmark portfolio over a one-year settlement period. Details available in the Fund's prospectus . |

geographical breakdown

| country | 31 Mar 2026 | 28 Feb 2026 |
|------------|-------------|-------------|
| Poland | 96.81% | 96.92% |
| Romania | 2.15% | 2.32% |
| Słowacja | 0.42% | 0.00% |
| Meksyk | 0.31% | 0.00% |
| G. Britain | 0.25% | 0.25% |

currency structure data as of: 31.03.2026

| | |
|-----|--------|
| PLN | 91.68% |
| EUR | 7.46% |
| USD | 0.86% |

glossary

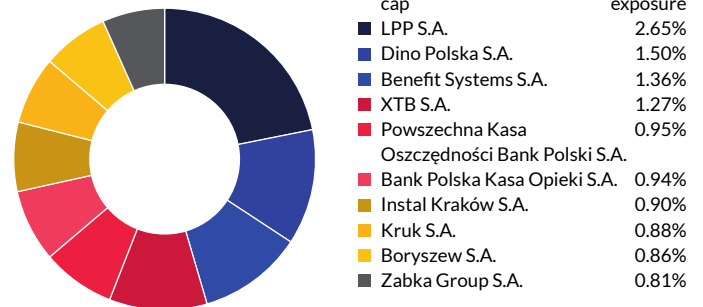
Participation unit A - offered to all the participants of the fund. The fee is collected while the participation units are purchased.

Participation unit E - offered exclusively for investment and pension plans and programmes. The fund doesn't collect any initial or final fee.

Standard Deviation - standard deviation of fund returns measures how much a fund's total returns have fluctuated in the past. Standard deviation is widely used as a basic risk measure. It shows how much a fund's annual return is likely to vary from its average annual return over a longer period. It is particularly useful when comparing two funds, in order to see which is likely to be the more volatile. The higher the standard deviation score, the more volatile the fund.

Sharpe Ratio - the Sharpe ratio measures the fund's risk adjusted return. It shows the ratio of a fund's excess return (i.e. the return in excess of that from a 'risk-free' asset, say, Treasury Bills) to the level of risk taken (i.e. the fund's standard deviation). The higher the score, the better the risk/reward trade-off of the fund.

top 10 holdings data as of: 31.12.2025



portfolio concentration*:

10 biggest equities in portfolio 51.58%

equities number in equity part*:

subfund 66

market cap exposure*:

large cap (> PLN 1 billion) 82.07%

mid cap (PLN 500 m - 1 billion) 4.84%

small cap (< PLN 500 m) 13.09%

*data as of 31 Mar 2026

important information - read carefully

This is an advertising information. This material does not contain sufficient information to make an investment decision. The promoted investment means the purchase of participation units.

Detailed information concerning the ESALIENS Senior OEIF ("Fund") is included in the prospectus and the Key Information Documents (KID), which are available on the www.esaliens.pl website, at individual fund distribution outlets and in a written form at the registered office of the Fund. The Fund's prospectus and the Key Information Documents (KID) include the information required to assess the investment and indicate the risk related to fund participation, charges, fees and information of taxes. **Before investing in the Fund you should analyze the Key Information Documents (KID) concerning the selected category of the Fund's participation units as well as the Fund's prospectus.**

Past performance is no guarantee of future returns. The Fund's performance does not cover the capital gains tax and fees charged at the purchase of participation units. The individual rate of return depends on the purchase and redemption day, as well as on the fees and taxes collected. The Fund does not guarantee that the investment objective will be achieved or that a specific investment result will be achieved. Fund's participants must take into account the possibility of losing at least a part of the deposited funds.

The Fund may invest more than 35% of its asset value in securities issued by the Treasury, the National Bank of Poland, the European Bank for Reconstruction and Development or the European Investment Bank as well as in securities issued by a Member State, a regional government or a regional government of a Member State. The Fund may also invest more than 35% of the subfund's assets value in securities issued or guaranteed by the European Central Bank and the European Union.

This document is of advertising character and the graphs and charts presented herein are for illustrative purposes only. The material does not constitute an investment offer in view of the Civil Code or the Act on Public Offering, Conditions Governing the Introduction of Financial Instruments to Organised Trading, and Public Companies. The material shall not be construed as investment advice or recommendation concerning the purchase or sale of any financial instruments. Source of data: calculations of ESALIENS TFI SA, apart from the part "Risk statistics" which are supplied by Anality Online SA.

The source of risk profile is the fund's Key Information Documents (KID). ESALIENS TFI SA operates based on the decision of The Securities and Exchange Commission (currently The Polish Financial Supervision Authority) dated 18 June 1998.

The MSCI legal disclaimer can be found on the website www.esaliens.pl/en/msci.